



# 2026 Cavco Nappanee Home Options Guide

*Explore. Personalize. Create Your Perfect Home.*





*This guide is designed to give you a representation of the many options that are available for your new home from Cavco. At Cavco-Nappanee we pride ourselves with the many options we offer so that individuals, like you, can personalize your home in a way that meets your own wants and needs. **Some options may not be available in all series or models.** Please be sure to check with your local retailer on which options are available in your future home by Cavco-Nappanee.*





# Home Options Guide

## INDEX

### Exterior

Single Wides Exteriors.....	4
Sectionals Exteriors.....	5
Shingles & Shutters .....	6
Siding.....	7
Exterior Doors .....	8-9
Windows .....	10-11
Single Slope Roof & Duplexes.....	12

### Interior

Countertops .....	13
Tiles & Backsplash .....	14
Cabinetry .....	15-18
Kitchen.....	19
Kitchen & Islands .....	20
Islands.....	21
Kitchen Sinks & Faucets.....	22
Flooring.....	23-25
Carpet.....	26
Interior Doors .....	27
Interior Moulding Trim.....	28
Bathroom.....	29-33
Fireplaces .....	34-35
Entertainment Center .....	36
Hutches & Desks.....	37
Utility Room.....	38-40
Bookcases & Linens.....	41
Other Interior Options.....	42
Exterior & Exterior Electrical.....	43
Interior Electrical & Lighting.....	44-45
Pantries & Closet Shelving.....	46
Appliances.....	47-51

# Single Wide Exteriors

## Hitchend



*Elevation 1*



*Elevation 3*



*Elevation 4*



*Elevation 5 with  
Optional Board & Batten*



*B-28 Bay*

## Sidewall



*Elevation 6*



*Elevation 7*



*Dormer Gable over Door*

# Sectional Exteriors

HUD Only  
\*Fixed Roof  
Only



*Elevation 7\**



*Elevation 8*



*Elevation 10\**  
*(Shown With Optional Vertical Siding)*



*Elevation 10\* with Eyebrow*



*Elevation 12\**



*Elevation 13\**

HUD & MOD



*Elevation 6*



*Elevation 19*

MOD Only



*Elevation 14*  
*(Shipped Loose)*



*Elevation 17*  
*(Shipped Loose)*

# Shingles & Shutters



TruDefinition Duration Series  
Shingles with SureNail Technology

INNOVATIONS FOR LIVING.™

Oak Ridge Pro Limited Lifetime Architectural Shingles

(Standard in MOD / Upgrade in HUD)

TAMKO 25 Year Warranty

*Standard in HUD*



*Rustic Black*



*Weathered Wood*



*Onyx Black*



*Driftwood*



*Estate Grey*


**Metal Roof**  
*(Only Available in  
Single Wides and 3/12*



*Charcoal Grey*



*Hunter Green*




*Mustang Brown*



*Exterior Vinyl Lineals*  
*Available in Black or White*



## Shutters



*White*



*Sandstone*



*Black*



*Brown*



*Royal*



*Pine*



*Berry*

# Siding



## Standards



*Cypress*



*Harvard Slate*



*Pebble Clay*



*White*

## Upgrades



*Redwood*



*Ironstone*



*Marine Blue*




*Shamrock*


*Scan or Visit  
& View Our  
Interactive Builder  
at CarcoNapanee.com  
to mix & match  
decor to see what color  
combination is right for you!*



## Shake Siding



## Vertical Siding



# Exterior Doors



**38x82**  
*6 Panel*  
*STD Front Door*  
*STD Rear Door in*  
*Essence & MOD*



**38x82**  
*1/2-Lite*  
*STD Rear Door in*  
*HUD except Essence*



**38x82**  
*Fire Rated Door*



**38x82 Craftsman**  
*(Homes with 2x6 walls only)*



**38x82 Craftsman With Double Sidelites**  
*Also Available In Single Sidelite*  
*(Homes with 2x6 walls only)*

***Exterior Storm Doors Optional (Shipped Loose)***

# Exterior Doors



**(38x82 ) 3 Panel 3 Top Lite White**  
*(Homes with 2x6 Walls Only)*



**(38x82) 3 Panel 3 Top Lite  
Black Exterior Entry Door**  
(White Interior)  
*(Homes with 2x6 Walls Only)*



**Glass Patio Door**  
*Available in Black or White.*



**Glass Patio Door with  
Internal Blinds**

# Windows



*Transom Above Windows  
(1) 30"x76"*

*Interior View*



*Transom  
Above  
Windows  
(2) 46"x76"*

*Interior View*



*(2) 46"x76"  
Exterior View*



*14" x 40" Window*



*94" x 54" Picture Window*



*80" x 36" Window*



*60" x 44" Kitchen Window (Interior View)*



*60" x 44" Kitchen Window  
(Exterior View Shown With White Lineals)*

# Windows



*72" x 14"  
Transom  
Window*



*30" x 14" Transom Window*



*2" Mini Blinds*



# Single Slope Roof & Duplexes



*Single Slope Roof  
(On Select Singlewides)*



*HUD Singlewide Duplex  
With Single Slope Roof*



# Countertops

## Standard Laminate



*Potter's Clay*



*Leche Vesta*



*White Ice Granite*



*Aluma Marble*



*Terrena Soapstone*



*Winter Carnival*

## Upgrade Laminate



*Granito Cascada*



*Antique Pine*




*Breccia Mojave*



*Butcher Block  
Islands Only*

## Solid Surface



*San Remo*



*Ocean View*



*Quarry Bluff*

# Tile & Backsplash

## Ceramic Subway Tile Backsplash



*Stewart White  
16x4 Tile*



*Stewart Grey  
16x4 Tile*



*Ink Black  
12x4 Tile*


## Backsplash & Fireplace Surround



*Presidio White San Francisco  
4x8 Tile*



*Lombard Grey San Francisco  
4x8 Tile*



*Black Stone  
24x24 Tile*



*Valentino Legend  
32x8 Tile*

## Fireplace Surround Only



*Shown As Black Ink*



*Shown As Stewart White*



*Shown As Lombard Grey  
San Francisco*



*Shown As Presidio White  
San Francisco*

# Cabinetry



## 42" Cabinets

*Cavco-Nappanee brings you quality cabinets.*

*Featuring Wrapped or Hardwood cabinet doors and stiles with hidden hinges and dovetail drawers.*

*Nothing is overlooked in a Cavco-Nappanee kitchen!*




*Dove Tail Drawers*

*Standard Cabinets in each product line may vary.*

*Please contact your retailer for accurate cabinet options for your home of choice.*

# Cabinetry

*Wrapped Cabinets  
Standard in Essence &  
Inspiration Homes  
with Optional Knobs or Pulls*



*Ibis*




*All Cabinets are Birch Lined*

# Cabinetry

## Hardwood Shaker Cabinets

Hardwood Cabinets are Optional in Essence & Inspiration Homes  
Standard in all other Homes



*Cottage Slate*



*Stonehenge*



*Rustic Shore*



*Canyon Black*

# Cabinetry



*Cabinet Hardware Not Included With Wrapped Cabinets  
Knobs Or Pulls Optional*



*Nickel Knobs*



*Black Knobs*



*Shown-Ibis Cabs.  
With Nickel Knobs*



*Nickel  
Pulls*



*Black  
Pulls*



*Gold  
Pulls*



*Shown-Stonehenge Cabs.  
With Black Pulls*



*Shown- Cottage Slate Cabs  
With Black Pulls*



*Shown-Canyon Black Cabniet  
With Gold Pulls*


# Kitchen



*Hardwood Cabinetry*  
*Standard with Brushed Nickel Cabinet  
Knobs (HUD) or Pulls (MOD)*



*Shelf Over Refrigerator STD In Essence Series*



*Cabinet Over Refrigerator*

# Kitchen & Islands



*Double Tiered  
Silverware Drawer*



*Soft Close Drawer  
& Doors*



*Pot & Pan Drawers*



*Corner Lazy Susan*



*Roll Out Drawer Base*

*The Choice Is Yours With Cavco-Nappanee*



*Front & Back View Of  
Kitchen Island*



# Islands

*Islands shown are examples Not all islands fit every floor plan. Please consult with your Sales Rep to confirm which optional island might work in your home.*



**Kitchen Island (38"x 60")**  
*Front & Side View*



*Kitchen Island(42"x75")*  
*Front & Back View*



*Kitchen Island (40" x 117")*  
*(Microwave In Islands On Select Models )*

**Kitchen Island(36" x 93")**  
*Front View*



**Kitchen Island (38" x 114")**  
*Front & Back View*



# Kitchen Sinks & Faucets.



*7" Deep Stainless Steel Sink STD  
9" Deep Stainless Steel Sink Optional*



*Black Double Bowl Kitchen Sink*



*Farmhouse Sink with OR  
without Work-Station  
Accessories*



*Glass Rinser  
(Farm Sink Only)*



*Undermount Sink  
(Solid Surface Only)*




*2-Handle Metal Nickel  
Kitchen Faucet STD in  
Essence Series*



*Nickel- Single Lever Hi-Arc  
Pull Out Kitchen Faucet  
STD in all other Series*



*Black-Single Lever Hi-Arc  
Pull Out Kitchen Faucet*



*Black Hi-Arc  
Spring Pull Out  
Kitchen Faucet*



*Nickel Hi-Arc  
Spring Pull Out  
Kitchen Faucet*

*Standard  
In HUD & MOD*

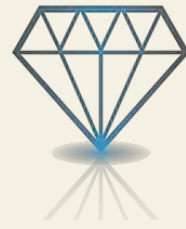
**ARMORFLOR™**  
**Congoleum™**



*Aged European Oak | Natural  
AF020*



Kokutan Plank  
DF9587



**DiamondFlor®**

*1st*

*Upgrade in  
HUD & MOD*



White Cashmere | Travertino  
DF9570





LUXFLOOR™

*2nd*

*Upgrade In  
HUD & MOD*



European Oak | Whiskey  
LX328



European Oak | White Oak  
LX323




Vintage White | Barn Wood  
LX275



Scan or Visit  
& View Our  
Interactive Builder  
at [CarcoNapaneee.com](http://CarcoNapaneee.com)  
to mix & match  
decor to see what color  
combination is right for you!



*Edgewater 15 oz. Polyester  
(Standard in HUD)*




**Camelback**

**Cape Canaveral 25 oz. Polyester**  
*(Standard in MOD; Upgrade in HUD)*



**Folklore**



**London Fog**



**Fossil**

# Interior Doors

**White 2-Panel Standard**  
*Hollow Core Interior Doors*



**Optional Cottage Slate**  
*2-Panel Hollow Core Interior Doors*



**Optional Cottage Slate Or White**  
*3-Panel Hardwood Interior Door*



## *Optional 36" Interior Doors (Where Applicable)*

*Optional Hardwood Barn Door -  
Only Available in White  
(Space Must Be Available on Interior Wall for Track)*



STD Door Knobs



Optional Brush Nickel  
Lever Handles



Optional Black  
Lever Handles



# Interior Moulding Trim.

*1 1/2" Flat Wrapped Trim & Crown  
( Ibis or White)*



*2 1/4" Brick Style Casing  
Available in Wrapped (Ibis or White)  
or Wood (Cottage Slate or White)*

*2 3/4" Brick Style Crown  
Available in Wrapped (Ibis or White)  
or Wood (Cottage Slate or White)*



# Bathroom



*60" 1-pc Fiberglass Tub with Shower*



*60" Fiberglass 2 Seat Shower  
Available With or Without Door*




*48" Fiberglass 2 Seat Shower  
Available With or Without Door*




*60"x43" Fiberglass Bench Shower  
with Door*

# Bathroom



**Carrara**



**Black Ice**



*Anti-Scald 4-Jet Shower Panel  
STD on 72" Tile Shower*

*60" Palisades Surround W/Glass Barn Door  
(Carrara Shown)*



*60" x 35" Tile Shower  
With Black Gridded Door*

*Shown Calcatta Aries  
Available In Florentine*

**Calcatta Aries**



*72" Tile Shower W/ Glass  
Door & Anti-Scald 4-Jet  
Shower Panel*

*Shown Florentine Ceramic.  
Available In Calcatta*

**Florentine**

# Bathroom



*Garden Tub with Surround*



*Optional Jets for Garden Tub*



*Freestanding Tub  
(Not Available Jetted)*



*Black Freestanding Tub  
(Not Available Jetted)*



*72" Drop-In Tub*



*Shown with Optional Jets*



# Bathroom



*Standard Porcelain Lav*



*Optional Square Porcelain Lav*



*Dual Handle Nickel Lav Faucet  
STD in HUD*



*STD Nickel  
Shower Set*



*Optional Black  
Shower Set*



*Single Lever Nickel  
Faucet STD in MOD  
Optional in HUD*



*Optional Black  
Single Lever Faucet*

# bathroom



*24" x 36" LED Black Framed Mirror*



*Single Row Tile Backsplash*



*Black Framed Mirror  
Standard In Mods*



*Single-View Medicine Cabinet  
with LED Can Light*



*Pencil Edge Mirror W/Clips  
Standard in All HUD Series*

*Overhead Cab  
Above Commode  
Available*



*Curved Shower Rod with Curtain*

# Fireplaces



*Charleston Stack Ease  
Full Stack Shown*



*Hampton Keystone Ledge  
Full Stack Shown*



*Hampton Gray Laytite  
Full Stack Shown*



*\*Fireplaces are available in the Following  
Options:*

- \*Gas*
- \*Wood Burning*
- Linear Electric*

*A Raised Hearth is Available*

*\*Gas and Wood Burning Fireplaces MUST  
option in stone and are not available with  
Metal Roof*

*All Surrounds Available  
In Full or Half Stack*

*Mantles available in the following:*

- *Rustic Shore*
- *Cottage Slate*
- *Stonehenge*
- *Canyon Black*

## Linear Electric Fireplaces



*Blackstone Around Fireplace With  
Tawny Wood-Slat Above Base Cabinets*



*Black Reclaimed Wood Fireplace  
With Optional Floating Shelf &  
Blanco Cobble Hearth*



*Charleston Stack Ease Half Stone  
With Bookcases On Each Side*



*Black Stone Tile With White  
Reclaimed Wood & Bookcases*

# Entertainment Centers



## Floating Entertainment Centers



# Hutches & Desks



*Hutch With Overhead Cabinet*



*Hutch*



*Desk With Overhead Cubbies*



*Entry Corner Cabinet*



*Planning Desk*



*Planning Desk With Overhead Cabinet/Shelf*



*Planning Desk With Overhead Cubbies*



*Planning Desk With Overhead Cabinet*



*Planning Desk W/ Overhead Cubbies & Drop Zone*



*Planning Desk With Overhead Cubbies*

# Utility Room



*Wire Shelf Above Washer & Dryer  
STD in HUD*



*Overhead Cab w/Rod -  
(2) Cabinets Over Washer/Dryer*



*Hutch With  
Overhead  
Cabinet*



*Overhead Cab Above  
Washer/Dryer*



*Deep Sink W/ Overhead  
Shelf & Cabinet*



*Deep Sink With  
Overhead Cabinet*



*Wood Furnace  
Door In HUDS*



*Metal Furnace  
Door In HUDS*

# Utility Room



*Deep Sink W/ Overhead Cabinets & Pantry*



*Deep Sink Cabinetry With Overhead Cabinets*



*Deep Sink*



*Deep Sink W/ Overhead Cabinet*

*Deep Sink W/ Out Overhead Cabinet*



*Deep Sink & Overhead Cabinets W/ Shelf*



*Deep Sink With Overhead Cabinets & Planning Desk*



*Deep Sink With Overhead Cabinet*

# Utility Room



*Drop Zone (Cab. Cottage Slate)  
39" x 21"*



*Drop Zone (Cab. Stonehenge)  
48" x 21"*



*Drop Zone (Cab. Rustic Shore)  
48" x 21"*



*Coat Rack/  
Chalkboard*



*Drop Zone With Solid  
Surface Countertop  
(Cab. Cottage Slate)*

# Bookcases & Linens



*Bookcases In Multiple Sizes*

*Homes ordered with hardwood cabinets will have hardwood bookcases; Homes ordered with wrapped kitchen cabinetry will have wrapped face frames on the bookcase*



*Linen Cabinets in Multiple Sizes*

# Other Interior options



*Tray Ceiling with Cottage Slate Beams (MOD Only)*



*Tray Ceiling without Beams (MOD Only)*



*Tawny Wood-Slat Accent  
Walls & Islands*



Reclaimed Wood -Available In  
Coastal White  
Black  
Barn Board Gray



*Crescent Edge Countertops*

# Exterior & Exterior Electrical



*Rust Coach Light*



*Upgrade Coach Light*



*Seeded Glass Light-Black*



*Exterior Faucets*



*A/C Disconnect*



*Exterior GFCI Receptacle*

# Lighting



*Standard Vanity Light In HUD*



*Vanity 2-Light 6" Seeded Globe  
Standard MOD / Optional IN HUD*



*Vanity 1-Light W/Black  
Metal Shade*



*Vanity 2-Light W/Black  
Metal Shade*



*Pendant Black  
Metal Shade*



*Pendant  
White Sphere*



*Pendant  
Addison*



*Pendant  
8" Seeded Glass  
W/ Cord*



*Pendant  
Rattan Black*



*Pendant  
Caged Black Metal  
w/ Seeded Glass*



*4-Light Black & Gold  
Chandelier*



*5 Arm Black W/Seeded  
Glass Chandelier*

# Lighting & Electrical



*LED Can Lights*



*2-Bulb Dome Light*



*Exhaust Fan W/ Light*



*Wire & Brace  
W/ Switch Only  
For Ceiling Fan*



*Black 5 Blade Ceiling Fan  
Installed*



*USB Port  
W/ Recept*



*Extra Interior  
Recept*



*Incon Recept*



*TV / Cable Jack*



*Phone Jack*

# Pantries & Closet Shelving

## Walk In Pantries



*Hidden Pantry*



*Double Pantry*



*Wire Pantry Shelving*



*Closet Organizers*



*Shirt & Skirt Closet Shelving*

## Refrigerators

# Whirlpool



*18 CF Top Freezer  
Stainless Steel Whirlpool*



*Optional Icemaker  
Plumbed & Installed for  
18 CF Model Refrigerators*

*Or Plumb Only For  
Icemaker /Water Line*



*21 CF Side By Side W/Ice & Water In Door  
Stainless Steel Whirlpool*

# Appliances

## Gas Ranges



*Standard 5 Burner Gas  
Stainless Steel Whirlpool*



*Self-Clean 5 Burner Gas  
Stainless Steel Whirlpool*



*Backless Self-Clean 4 Burner  
Gas Stainless Steel Whirlpool*

## Electric Ranges



*Electric Range Smooth Top  
Stainless Steel Whirlpool*



*Backless Self Clean Smooth Top  
Stainless Steel Whirlpool*

## Cooktops



*30" Black Smooth Top  
Electric Cooktop Ceramic*



*30" Black Gas  
Cooktop*

## Dishwasher



*Dishwasher Stainless Steel Whirlpool*

*Or Plumb & Wire With Opening*

# Appliances

## Microwaves



*Over Range Microwave  
Stainless Steel Whirlpool*



*Built-In Microwave  
w/ Trim Kit Stainless  
Steel Whirlpool*

## Range Hoods



*30" Range Vent Black  
STD in Essence & MOD*



*Euro Hood Stainless Steel  
STD in Inspiration & Anthem*



*Glass Canopy Stainless Steel*

## Washer / Dryer

# Amana



*Amana Washer and Dryers  
(Available in White Only)*

- *3.5 CF Top Load  
Washer with Agitator*
- *6.5 CF Electric or Gas  
Dryer*

# Culture of **CONTINUOUS IMPROVMENT**

In 1971, Fairmont Homes began building value for homeowners in Nappanee, Indiana. From our beginnings, we have been devoted to using solid construction and high-quality components. We adhere to our standards to provide long-term durability and peace-of-mind to our homeowners, while offering a fresh, modern look and a warm, comfortable aesthetic.

In 2015, we joined an even larger family of companies through our acquisition by Cavco Industries.

Cavco, based out of Phoenix, Arizona, is one of the largest producers of manufactured homes, park models RVs, and modular homes in the United States.



As Cavco has expanded by acquiring properties nationwide, we will continually improve and grow for the benefit of our company, our employees, our dealers, our communities, our parks, and our home owners. We are always innovative with new ideas, aware of keeping costs lower for our end users, and perceptive of our processes to retain quality in all we manufacture.



*2181 East Market Street  
Nappanee, IN 46550*



[CavcoNappanee.com](http://CavcoNappanee.com)

Cavco-Nappanee reserves the right to make changes in price, colors, materials, components, and specifications and to discontinue models at any time; without notice or obligation. Cavco-Nappanee assumes no responsibility for any error in type or print reproduction of specifications in this brochure.

©02/2026 Cavco-Nappanee, ALL RIGHTS RESERVED